

INDUSTRIAL DUAL FUEL ENGINE

Kubota WG Series (4-Cylinder)

WG2503-GL-E3



Rated Power

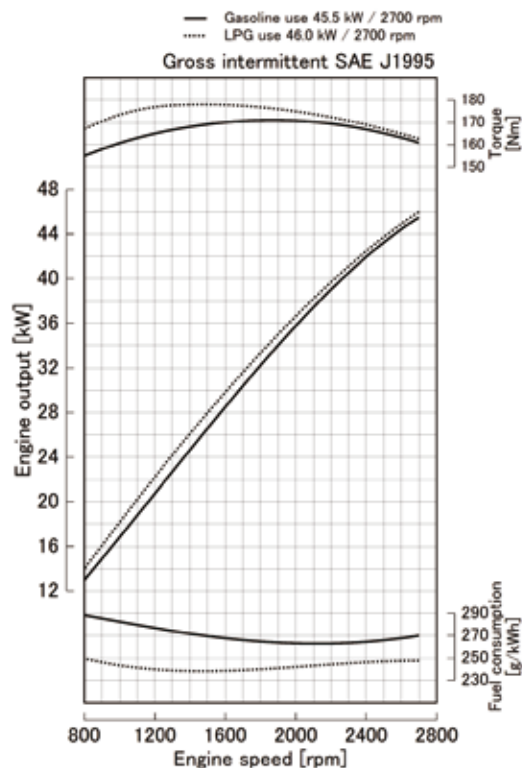
45.5 kW @ 2700 rpm (GASOLINE)

46.0 kW @ 2700 rpm (LPG)



Photograph may show non-standard equipment.

Performance Curves



Features and Benefits

Emissions

Kubota's WG2503-GL-E3 engine has been designed to comply with EPA Tier 2 / CARB Tier 3 + EU Stage V.

Fuel Flexibility

The installation compatibility that exists between Spark-Ignition engines (SI) and Compression-Ignition engines (CI) is convenient for customers who need fuel flexibility for their products. The Kubota WG2503 includes gasoline, LPG, and natural gas versions, as well as a dual fuel (gasoline and LPG) version.

Durability and Reliability

Kubota's WG2503 SI engines are designed after Kubota 03 Series diesel (CI) engines. While keeping the same footprint as the V2403 diesel, they offer performance similar to that of our turbo diesel engines, which are known worldwide as reliable industrial engines. The Kubota WG2503 engine offers very low vibration and extremely low noise.

For Earth, For Life

WG2503-GL-E3

Engine Specifications

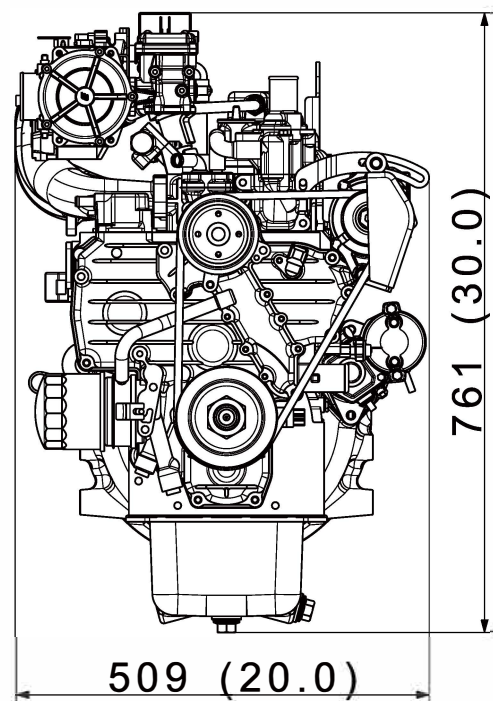
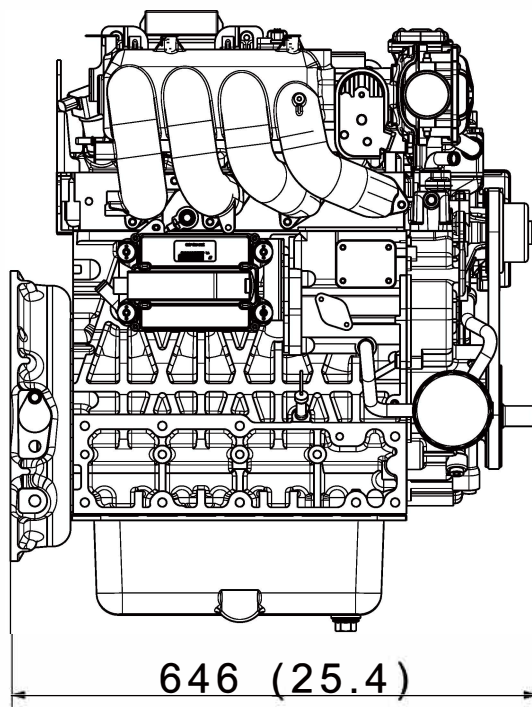
Engine model		WG2503-GL-E3	
Emission regulation		EPA Tier 2/CARB Tier 3 + EU Stage V	
Type		Vertical, water cooled 4-cycle spark ignited engine	
Fuel type		Gasoline	LPG
Cylinders		4	
Bore and stroke	mm (in)	88.0 x 102.4 (3.46 x 4.031)	
Displacement	L (cu.in)	2.491 (152.0)	
Aspiration		Naturally aspirated	
Aftertreatment		Three-way catalyst	
Rated output / speed *1	kW (HP)	45.5 (61.0)	46.0 (61.7)
	rpm	2700	
Maximum torque / speed *1	Nm (lb-ft)	171.0 (126.1)	178.0 (131.3)
	rpm	1800	1400
Length x Width x Height *2	mm (in)	646 x 509 x 761 (25.4 x 20.0 x 30.0)	
Dry weight *2	kg (lbs)	197 (434)	

Specifications are subject to change without notice.
Dimensions and dry weight are according to Kubota's standard specification.
Dimensions and weight depend on completed specifications.
LPG: Commercial liquid propane gas only. Equivalent to propane HD-5 of GPA standard.
Natural gas: The performance shown is with Japanese standard natural gas.
The lower heating value: 9699 kcal/m3 (1090 BTU / ft3)

*1: SAE J1995 gross intermittent

*2: Exclude cooling fan and exclude aftertreatment unit

Dimensions



Kubota Corporation

2-47, Shikitsuhigashi 1-chome Naniwa-ku, Osaka, 556-8601 Japan

<https://engine.kubota.com/en/>

ASPWG2503-GL-E31906-N0-I-170021