

INDUSTRIAL GASOLINE ENGINE

Kubota WG Series (4-Cylinder)


WG3800-G-E3

EPA TIER
2

CARB Tier
3

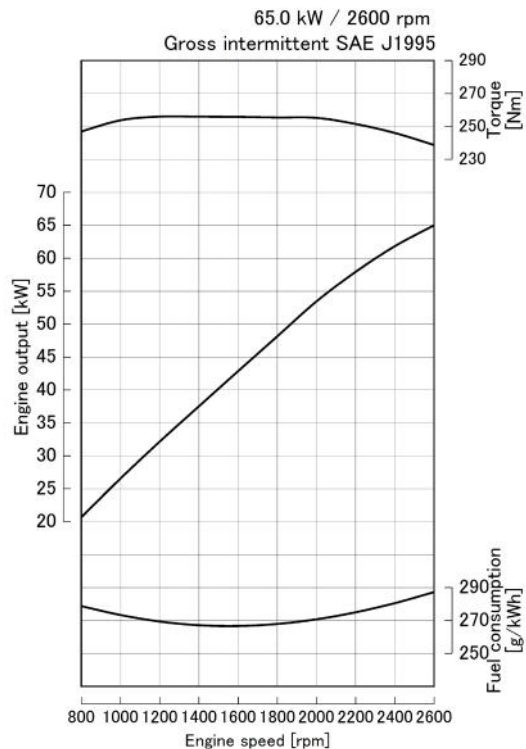
Rated Power

65.0 kW @ 2600 rpm



Photograph may show non-standard equipment.

Performance Curves



Features and Benefits

Emissions

Kubota's WG3800-G-E3 engine has been designed to comply with EPA Tier 2 / CARB Tier 3.

Fuel Flexibility

The installation compatibility that exists between Spark-Ignition engines (SI) and Compression-Ignition engines (CI) is convenient for customers who need fuel flexibility for their products. The Kubota WG3800 includes gasoline, LPG, and natural gas versions, as well as a dual fuel version (gasoline and LPG) to meet customer needs.

Durability and Reliability

Kubota's WG3800 SI engines are designed based on Kubota V3800 diesel (CI) engines, which are known worldwide as reliable industrial engines and feature combustion chambers, as well as fuel and ignition systems dedicated for SI engines. The WG3800 engine offers very low vibration and extremely low noise.

For Earth, For Life
Kubota

WG3800-G-E3

Engine Specifications

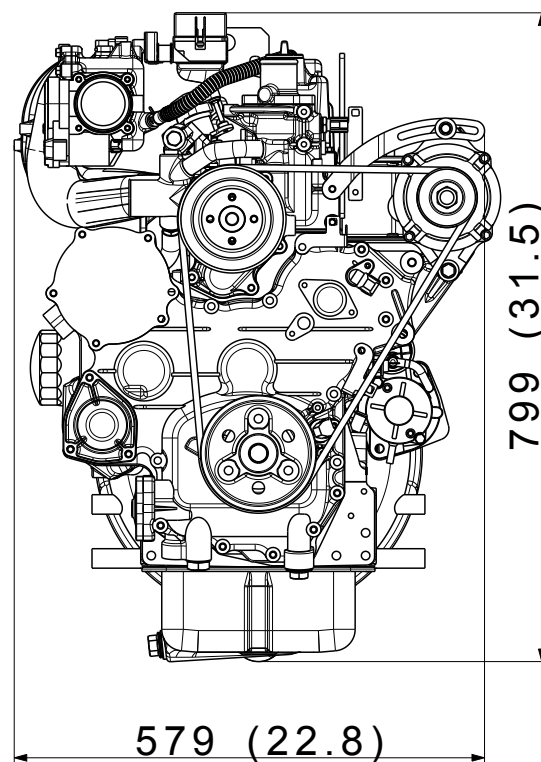
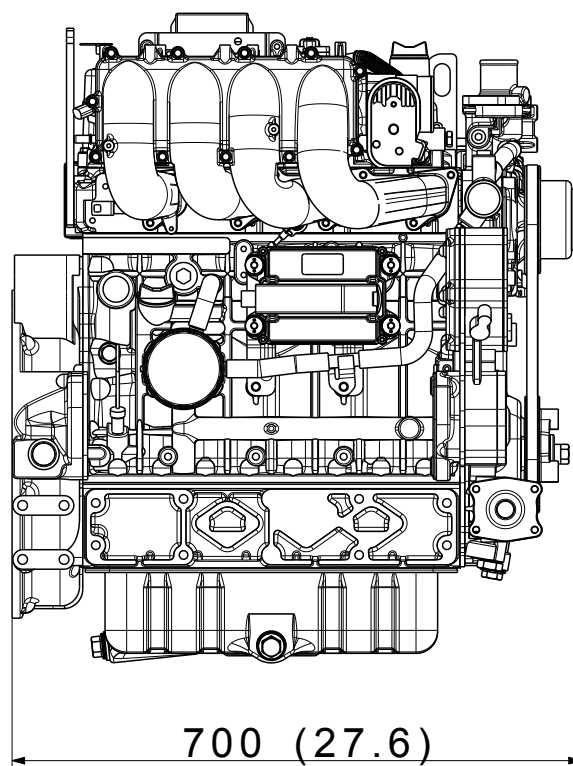
Engine model		WG3800-G-E3
Emission regulation		EPA Tier 2/CARB Tier 3
Type		Vertical, water cooled 4-cycle spark ignited engine
Fuel type		Gasoline
Cylinders		4
Bore and stroke	mm (in)	100.0 x 120.0 (3.937 x 4.724)
Displacement	L (cu.in)	3.769 (230.0)
Aspiration		Naturally aspirated
Aftertreatment		Three-way catalyst
Rated output / speed *1	kW (HP) / rpm	65.0 (87.1) / 2600
Maximum torque / speed *1	Nm (lb-ft) / rpm	256.0 (188.9) / 1400
Length x Width x Height *2	mm (in)	700 x 579 x 799 (27.6 x 22.8 x 31.5)
Dry weight *2	kg (lbs)	288 (635)

Specifications are subject to change without notice.
Dimensions and dry weight are according to Kubota's standard specification.
Dimensions and weight depend on completed specifications.
LPG: Commercial liquid propane gas only. Equivalent to propane HD-5 of GPA standard.
Natural gas: The performance shown is with Japanese standard natural gas.
The lower heating value: 9699 kcal/m³ (1090 BTU / ft³)

*1: SAE J1995 gross intermittent

*2: Exclude cooling fan and exclude aftertreatment unit

Dimensions



Kubota Corporation

2-47, Shikitsu Higashi 1-chome Naniwa-ku, Osaka, 556-8601 Japan

<https://engine.kubota.com/en/>

ASP-WG3800-G-E31712-R1-I