

INDUSTRIAL DIESEL ENGINE


Kubota 05 Series (4-Cylinder)

V1505-CR-TE5



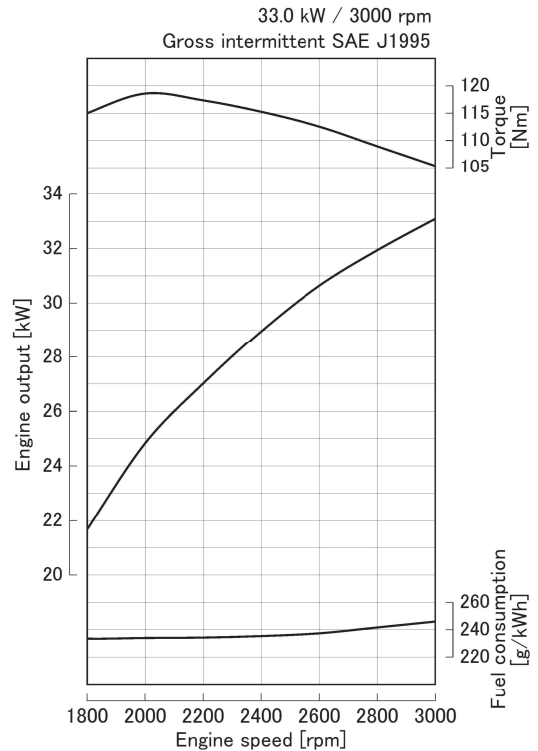
Rated Power

33.0 kW @ 3000 rpm



Photograph may show non-standard equipment.

Performance Curves



Features and Benefits

Emissions Compliance

The common rail V1505-CR-TE5 engine complies with EPA/CARB Tier 4 + EU Stage V emissions regulations.

Advanced DPF Technology

Diesel Particulate Filters (DPF) are essential to comply EU Stage V emission regulations. With many years of experience in DPF engines, Kubota has developed a DPF technology that enables automatic regeneration even at a low rpms, giving your product a competitive edge.

The technology has also made long service intervals possible, helping to minimize downtime and maintenance worries.

Compact and Lightweight

The Kubota 05 Series is an established leader in its horsepower range, selected as the power source of choice by various industrial equipment manufacturers. The compact 4-cylinder engine offers 33.0kW.

Great Flexibility

Providing global solutions with great flexibility is a must when working with customers in different countries who have different engine needs. Kubota 05 Series engines have evolved every step of the way in meeting the requirements of each EPA Tier. As such, we are able to provide our customers worldwide with engines certified for the appropriate emissions regulations.

In addition, we have designed aftertreatment units with minimum impact for easy installation. The Kubota 05 Series is the ideal solution for your company's global marketing strategy.

V1505-CR-TE5

Engine Specifications

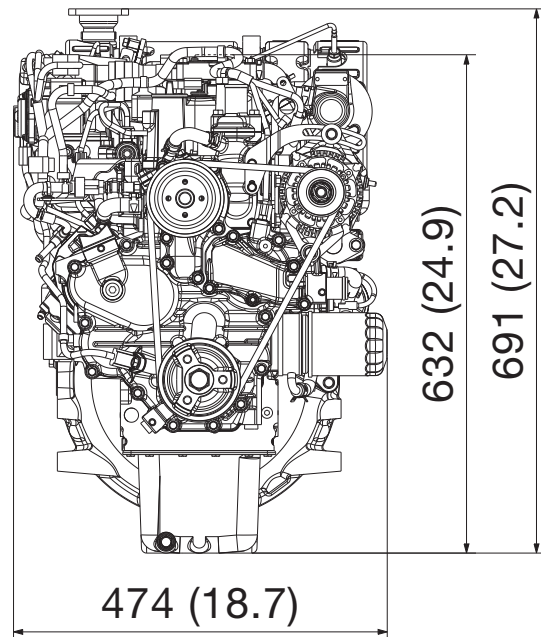
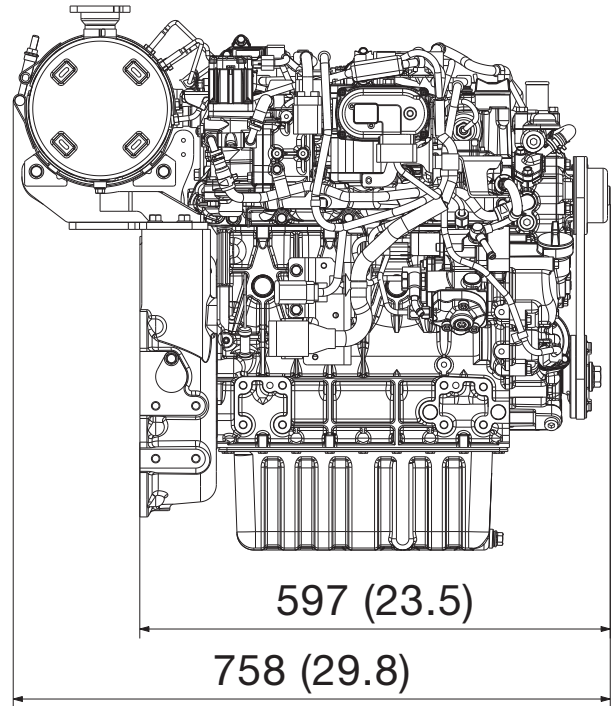
Engine model		V1505-CR-TE5
Emission regulation		EPA/CARB Tier4 + EU Stage V
Type		Vertical, water cooled 4-cycle DI diesel engine
Cylinders		4
Bore and Stroke	mm (in)	78.0 × 78.4 (3.07 × 3.09)
Displacement	L (cu.in)	1.498 (91.41)
Aspiration		Turbocharged
Aftertreatment		Diesel Oxidation Catalyst (DOC) + Diesel Particulate Filter (DPF)
Rated output / speed *1	kW (HP) / rpm	33.0 (44.3) / 3000
Maximum torque / speed *1	Nm (lb-ft) / rpm	118.6 (87.47) / 2000
Fuel system		Common rail system
EGR		External EGR
Length x Width x Height *2 (without aftertreatment unit)	mm (in)	758 × 474 × 691 (29.8 × 18.7 × 27.2)
Dry weight *2	kg (lb)	173 (381)

Specifications are subject to change without prior notice.
Dimensions and dry weight are according to Kubota's standard specification.
Dimensions and weight depend on completed specifications.

*1: Gross intermittent SAE J1995

*2: Included ATU, excluded cooling fan

Dimensions



Kubota Corporation

2-47, Shikitsuhigashi 1-chome Naniwa-ku, Osaka, 556-8601 Japan

<https://engine.kubota.com/en/>

ASP-V1505-CR-TE52104-N0-STD-208098