

INDUSTRIAL DIESEL ENGINE


Kubota 03 Series (3-Cylinder)

D1503-M-E3B



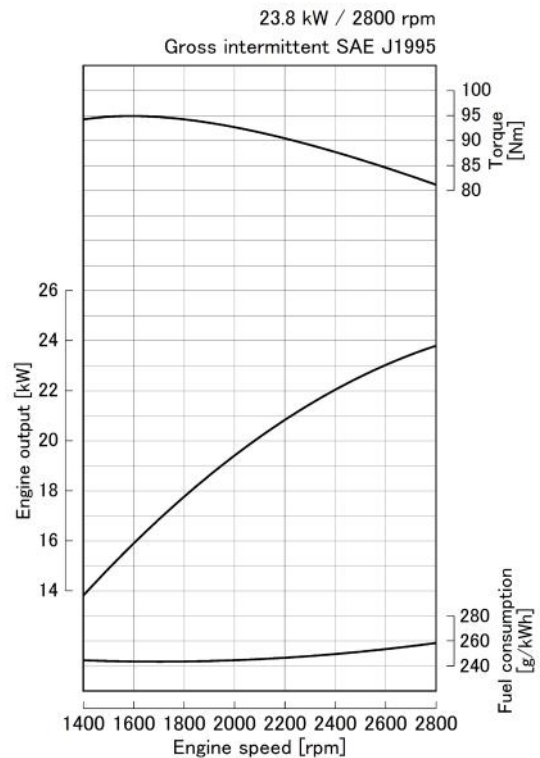
Rated Power

23.8 kW @ 2800 rpm



Photograph may show non-standard equipment.

Performance Curves



Features and Benefits

Emissions

The D1503-M engine complies with EPA / CARB interim Tier 4 + EU Stage IIIA emissions regulations.

Durable Power

The Kubota 03-M Series is well known for its industrial applications. With numerous features such as a built-in solenoid, low fan position, and single-side serviceability, this engine provides excellent performance and flexibility.

The cooling water passages between the cylinder bores features Kubota's original casting technology as a countermeasure against the heat load caused by high power density, providing both superior endurance and reliable engine performance.

The D1503-M engine offers a seamless transition from EPA Tier 2 to EPA Interim Tier 4 by maintaining the same footprint and hardware mounting points with minimal performance changes from EPA Tier 2 engines.

Clean and Quiet Power

Kubota's original E-TVCS (Three Vortex Combustion System) has been improved. The airflow, combustion chamber, and piston recess have been optimized to provide low particulate matter (PM) levels, matching the stringent level of the 37 kW class and higher (EPA Interim Tier 4 Option 1).

The half-float valve cover and MoS₂-coated pistons reduce noise levels compared to conventional diesel engines and decrease vibrations transmitted from the valve area, providing enhanced noise reduction.

Options

Kubota 03-M Series engines offer side power take-off (PTO) in response to the trend of the use of hydraulic control devices in industrial machines. A hydraulic pump can be installed at the two side PTO locations.

For Earth, For Life

D1503-M-E3B

Engine Specifications

Engine model		D1503-M-E3B
Emission regulation		EPA/CARB interim Tier 4 level + EU Stage IIIA
Type		Vertical, water cooled 4-cycle diesel engine
Cylinders		3
Bore and stroke	mm (in)	83.0 x 92.4 (3.27 x 3.64)
Displacement	L (cu.in)	1.499 (91.47)
Aspiration		Naturally aspirated
Aftertreatment		-
Rated output / speed *1	kW (HP) / rpm	23.8 (31.9) / 2800
Maximum torque / speed *1	Nm (lb-ft) / rpm	94.9 (70.0) / 1600
Combustion system		Indirect injection
Fuel system		In-line pump
Length x Width x Height *2 (without aftertreatment unit)	mm (in)	547 x 495 x 679 (21.5 x 19.5 x 26.7)
Length x Width x Height *3 (with aftertreatment unit)	mm (in)	-
Dry weight *3	kg (lbs)	148 (326)

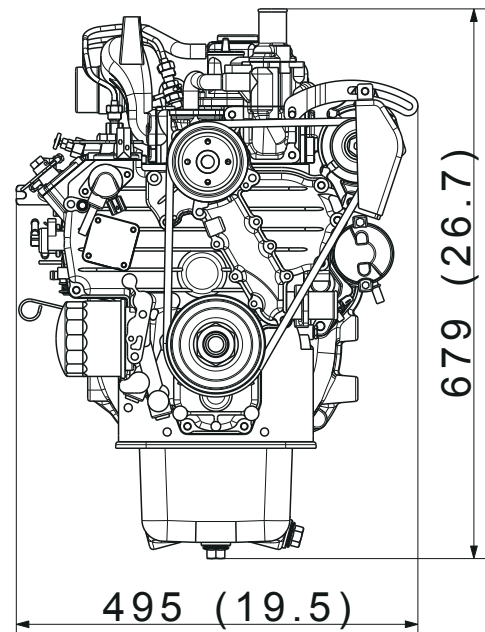
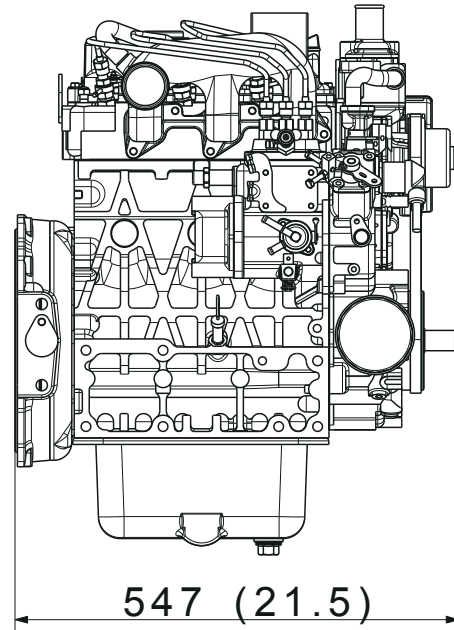
Specifications are subject to change without notice.
Dimensions and dry weight are according to Kubota's standard specification.
Dimensions and weight depend on completed specifications.

*1: SAE J1995 gross intermittent

*2: Exclude cooling fan and exclude aftertreatment unit

*3: Exclude cooling fan and include aftertreatment unit on engine

Dimensions



Kubota Corporation

2-47, Shikitsuhigashi 1-chome Naniwa-ku, Osaka, 556-8601 Japan

<https://engine.kubota.com/en/>

ASP-D1503-M-E3B1808-R1-I